

# **Science Fair Journal**

## **2018-2019**

**This Journal Belongs To:**

---

**Teacher/Grade/Period:**

---

## Timeline:

<b>Statement of Problem</b>	<b>September 28th</b>
<b>Review of Literature (RD)</b>	<b>October 12th</b>
<b>Review of Literature (FD) with Bibliography</b>	<b>October 19th</b>
<b>Introduction and Hypothesis</b>	<b>November 2nd</b>
<b>Variables and controls</b>	<b>November 9th</b>
<b>Materials and Procedures</b>	<b>November 16th</b>
<b>Data and Results</b>	<b>December 7th</b>
<b>Conclusion and Recommendations</b>	<b>January 11th</b>
<b>Abstract and Acknowledgements</b>	<b>January 18th</b>
<b>Display Board Due</b>	<b>February 1st</b>
<b>GPA Science Fair</b>	<b>February 11th</b>
<b>Greater San Diego Science Fair</b> <i>*must qualify*</i>	<b>March</b>
<b>ISEF (Intel International Science and Engineering Fair)</b> <i>*must qualify*</i>	<b>May 12<sup>th</sup>-17<sup>th</sup></b> <b>Phoenix Arizona</b>

**Dates are subject to change**

# **Table of contents:**

**Abstract**

**Acknowledgements**

**Introduction**

**Review of Literature**

**Statement of Problem or Purpose**

**Hypothesis**

**Materials**

**Procedure**

**Findings**

**Conclusion**

**Recommendations**

**Bibliography**

**Appendix**


**Raw Data**

























# Variables and Constants

Research and determine what your variables and constants will be:

Independent Variable \_\_\_\_\_

Dependent Variable \_\_\_\_\_

Control \_\_\_\_\_

Constants \_\_\_\_\_

**\*This section is exempt for students  
doing an engineering project\***

# Materials

Everything you used in your experiment should be listed on this page:

1.

2.

3.

4.

5.

6.

7.

8.

9.

10.

11.

12.

13.

14.

15.

16.

17.

18.

19.

20.

# Procedures

On this page give a step-by-step description of how you tested your hypothesis. More details are better than too few!

1.

2.

3.

4.

5.

6.

7.

8.

9.

10.

11.

12.

13.

14.

15.

16.

17.

18.

19.

20.



# Data

Data Tables, graphs, ect. Use this as a rough draft and then use a graphing software on a computer for your final draft. Google forms is the easiest to use.

Add more lines to the table if you need it.

<b>Independent Variables</b> (What you are Changing)	<b>Trial 1</b> (Dependent Variable- What you are Measuring)	<b>Trial 2</b>	<b>Trial 3</b>	<b>Average</b>



A large empty grid consisting of 12 columns and 18 rows, intended for drawing a graph.







# Bibliography

1. \_\_\_\_\_  
\_\_\_\_\_
2. \_\_\_\_\_  
\_\_\_\_\_
3. \_\_\_\_\_  
\_\_\_\_\_
4. \_\_\_\_\_  
\_\_\_\_\_
5. \_\_\_\_\_  
\_\_\_\_\_
6. \_\_\_\_\_  
\_\_\_\_\_
7. \_\_\_\_\_  
\_\_\_\_\_
8. \_\_\_\_\_  
\_\_\_\_\_
9. \_\_\_\_\_  
\_\_\_\_\_
10. \_\_\_\_\_  
\_\_\_\_\_

Name: \_\_\_\_\_ Teacher: \_\_\_\_\_ Period: \_\_\_\_\_

## Science Project Grading Document

<b>Due Date</b>	<b>Assignment</b>	<b>Points</b>
<b>Sep 28<sup>th</sup></b>	<b>Statement of Problem/Purpose</b>	
<b>Oct 12<sup>th</sup></b>	<b>Review of Literature (RD)</b>	
<b>Oct 19<sup>th</sup></b>	<b>Review of Literature (FD)</b>	
<b>Nov 2<sup>nd</sup></b>	<b>Introduction and Hypothesis</b>	
<b>Nov 9<sup>th</sup></b>	<b>Variables and Controls</b>	
<b>Nov 16<sup>th</sup></b>	<b>Materials and Procedures</b>	
<b>Dec 7<sup>th</sup></b>	<b>Data and Results</b>	
<b>Jan 11<sup>th</sup></b>	<b>Conclusion and Recommendations</b>	
<b>Jan 18<sup>th</sup></b>	<b>Abstract and Acknowledgements</b>	
<b>Feb 1<sup>st</sup></b>	<b>Display Board Due</b>	
<b>Feb 11<sup>th</sup></b>	<b>GPA Science Fair</b>	